
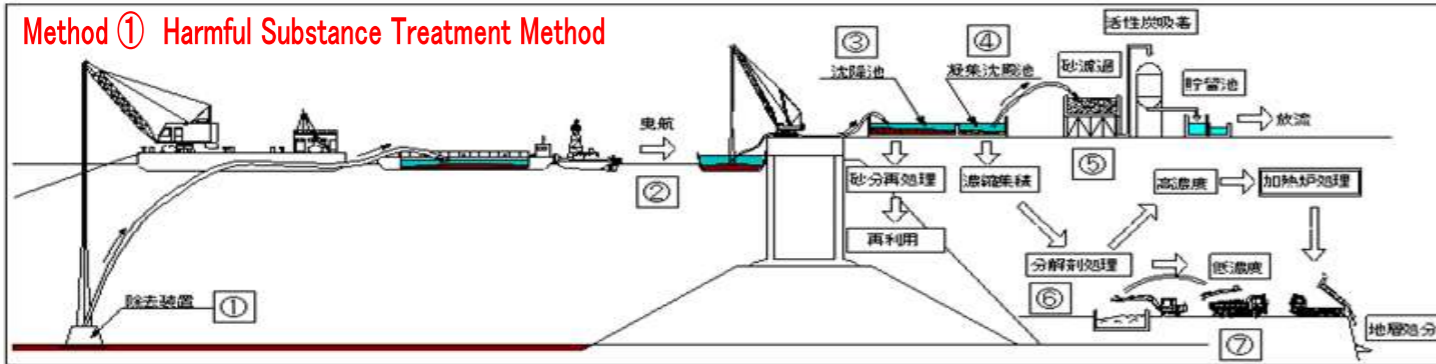


Characteristics of Sea Bottom Sludge Treatment Method

Method ① Harmful Substance Treatment Method



- 1. [Cost Reduction] *The plant can be installed anywhere!**
Depend on the width of construction ground and capability, it's allowable to install the treatment facility and leads to the saving of cost.
☆In case of the construction ground is vacant and wide, the pool combined with filtration system can be installed, and the sludge and sea water are separated on the location. (Method ②)
☆In case of the construction ground is vacant and narrow, the filtration plant can be installed, and the sludge and sea water are separated on the location. (Method ③)
- 2. [Volume reduction of dredged soil] *The disposal amount of soil and sand will be reduced and lead to the saving of cost.**
It's efficient for overall cost reduction since there will be no need of a large disposal facility.
- 3. [Efficient simultaneous processing method] *The organic substances, harmful dioxin and environmental hormones (TBT) are all treated at the same time!**
After the harmful substances sedimented on the bottom of sea surface and in the water are separated into sea water and soil in the simple plant, the sulfide and environmental hormones are treated at the same time. (Method ①)



[Recyclable Dredging System] The sea water after removed of sand and silt in the ground facility will be reused for the injection water of Submarine Cleaner.

Inquiry

Society for Sea-area Environmental Improvement Technology Research

http://umikanken.wix.com/home
E-mail konkame@mx2.tiki.ne.jp

Ohishi Construction Co.,Ltd
4-52 Huis Ten Bosch-machi Sasebo City
Nagasaki 859-3243 japan
TEL +81-956-58-7733 FAX +81-956-58-7734
http://www.ohishi-net.co.jp

2024.4.11



SMCMETHO
D

SUBMRINE CLEANER(SMC) METHOD

(Patent:Sea Bottom Soil Removal System by a Sealing Suction Method of Thin Layer)
* A Device, by which capable of efficiently removing 10cm-thickness of sedimental organic substance and a dross layer without causing turbidity

Awarded: The Thirteenth Excellence Award of National Technology Development Sector of MLIT!
(Minister of Land, Infrastructure and Transport Award)

SEA BOTTOM SLUDGE TREATMENT METHOD

(Patent: Treatment Method for Harmful substance of sea bottom sludge containing organotin compound, Sea Bottom Sludge Removal System)
* A Combined Method of performing the detoxification and volume reduction treatment for organic sediment and environmental hormones of bottom layer

Awarded: The First Excellence Award of Fisheries Infrastructure Development Sector!

[Vaccum Cleaner of Sea Bottom]

[Thin Layer Dredging Method without causing turbidity]

* Earthquake Disaster Recovery, Execution of 80% Cesium Removal!

* Execution of 82% Red Tide Plankton Cyst Removal!



Patent No.: The 4494320

Registered for:
New Technology
Information System
(NETIS) of MLTI -
Earthquake Disaster
Recovery/



Setting Apparatus



sabmarine (Underwater)



Sludge-Pumping

Undertake for: Preliminary Investigation ~ Bottom Soil Removal: Treatment ~ Follow-up Survey

Collaborated Research and Development among industry, university and government [Recommended by: Association of All-Japan Fishing Port Construction]

Kyushu University, Nagasaki University, Ehime University Society for Sea-area Environmental Improvement Technology Research

Characteristics of Submarine Cleaner Method

- 1. [10cm-deep bottom-surface thin layer dredging]** *Thin-layer dredging only for 10cm~15cm deep
Capable of removing the amount of the 10cm-deep bottom surface layer of soil, organic matter and/or floating mud.
- 2. [Prevent from secondary dispersion]** *Thin-layer dredging without causing turbidity
The system is sealed up; therefore, there will be no trouble of secondary dispersion of the harmful substances calling for no pollution measures comparing to the existing grab method.
- 3. [High content of sludge]** *Capable of pumping up the bottom sediment efficiently
Capability of pumping the bottom surface layer (silt) and sea water at the same time- 60% of sludge content. (Wet weight)
- 4. [Volume reduction of dredged soil]** *The amount of soil and sand disposal is to be reduced.
It's effective for cost reduction since there will be no need of a large disposal facility depend on the amount of soil dredged.

☆Characteristics of Submarine Cleaner Method.



- 5. [Workable for soft ground]** *Unsinkable!
By adjusting the balancing tank installed in the Cleaner, it's capable to perform without sinking even on the soft ground.
- 6. [Speedy construction]** *Smooth and continuous construction!
By hoisting the suspended frame smoothly by a crane, it's possible to conduct the continuous construction.
- 7. [Effect of cultivation]** *Effect of cultivation on the bottom sediment!
The emission of jet flow will bring forth the effect of cultivation of the bottom sediment.
- 8. [Environmental-friendly method]** *Not causing a sinkhole!
Since thin layer is removed and conducting continuously, it prevents from generating depression influenced by oxygen deficiency in the bottom of sea.

☆Specification and Capability.

Item	Standard/Size	Standard Construction Area	Water Depth capable to construct
1. Large Cleaner	Diameter: 4,500mm	3, 000m ² /Day	2. 0m~40m
2. Regular Cleaner	Diameter: 3,500mm	2, 000m ² /Day	0. 5m~100m
2. Middle Cleaner	Diameter: 2,200mm	100m ³ /Day	0. 5m~40m
3. Small Cleaner	Diameter: 1,350mm	20m ³ /Day	0. 2m~20m

☆Examples of Usage.

- Removing the sulfide contents sedimented on the bottom of nursery in the fishing port.
- Removing the harmful substances sedimented on the bottom of the fishing ports and harbors.
- Removing the organic matter sedimented on the bottom of the fishing ports and recovery construction of cultivating the fishing ports.
- Removing the plankton cyst (dormat cells) that is known to cause the red tide.



Type of Submarine Cleaner (SMS) Method and Product Sales Performance

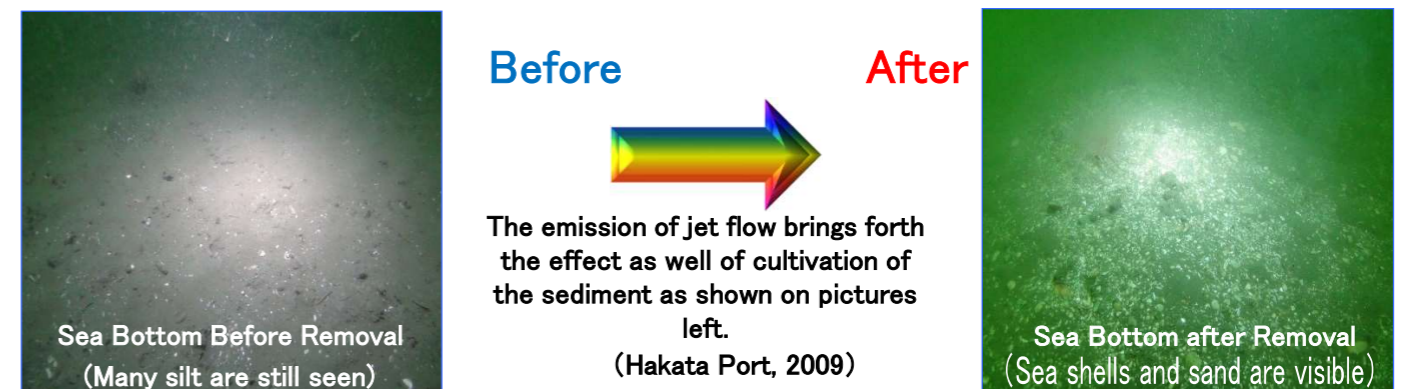


- ☆Past Performance: FY 2003~Experimented in Tachibana-Bay and Omura-Bay, Nagasaki; Hakata Port, Fukuoka.
- FY 2009:Fishing ground restoration project of Imari-Bay and peripheral; Ministry of Land, Infrastructure, Transport and Tourism (MLITT), Local furtherance business
- FY 2009:Sludge removal construction of Hakata Port, Ministry of Land, Infrastructure, Transport, and Tourism (MLITT)
- FY 2011: Demonstration for verification of sediment improvement as anti-red tide measures, Kagoshima Prefectural Government; Removal of 82% plankton cyst.
- FY 2012: Verification experiment for removing cesium-polluted sludge; Removal of 88% Cesium in the sediment
- FY 2013: The Anti-Natural Disaster Construction in Komoda-Harbor, Nagasaki Prefecture Removal of bottom sand in the harbor. (Middle Cleaner)
- FY 2013: Improvement Construction of the Main Country Road, the Ohseto-Saihi Line, Nagasaki Prefectural Office; Thin Bottom Layer Dredging in shallow water. (Middle Cleaner)
- FY 2014: The Anti-Natural Disaster Construction in Tamanoura-Harbor, Nagasaki Prefecture Removal of bottom sand in the harbor. (Middle Cleaner)
- FY 2021: Yatsushiro Port Disaster Restoration Work (Third Phase) (Ordered by the Kumamoto Port and Airport Development Office, Kyushu Regional Development Bureau, Ministry of Land, Infrastructure, Transport and Tourism) (Large Cleaner)



Effect of Bottom Sediment Removal by Submarine Cleaner Method

- ☆ Capable of removing the plankton cyst (dormat cells) up to 82% that is known to cause the red tide. (Performed in Kagoshima Prefecture, 2011)
- ☆ Capable removing the cesium sedimented on bottom-surface layer without causing turbidity up to 88%. (Performed in Fukushima Prefecture, 2012)



- ☆The amount of sulfide is reduced after sludges are removed.
- ☆Effective for bottom sediment removal for overlaying sand preparation.

Item	Before bottom sediment removal	After bottom sediment removed	Decreasing Rate
Water Content (%)	210	131	38%
Sulfide (mg/g·dry)	0.548	0.155	72%
T-N (mg/kg·dry)	2850	1760	38%
T-P (mg/kg·dry)	730	580	21%

Item	Covering sand only	Covering sand after removal	Minimum limit of quantification
Water Content (%)	24.4	19.9	0.05
Sulfide (mg/g·dry)	0.017	<0.005	0.005
T-N (mg/kg·dry)	60	30	10
T-P (mg/kg·dry)	100	80	10